





**Nelson & Nelson Mfg.**  
5210 Stadium Blvd. Suite C  
Jonesboro AR 72404  
870-268-6393 : Cell 219-1019

Installation Instructions 8-3-22  
**Model RYK-SLK**

**Steps needed to install your Ryker Rear Billet Aluminum  
Shock Lift Kit**  
**All 600-900 Street Models & 2021 Below Rally Models**  
**This is NOT for 2022 Sport & Rally Models**



**600-900 Model**

**Tools Required**  
**Portable Jack, 15mm Socket, 16mm Wrench**  
**Make sure your factory shock is set to the max setting**




**1.- First Lift the Ryker with portable Jack. Loosen the upper shock bolt.**



**2.- Jack up the Ryker so the bolt can be removed. You will see it frees its position once being lifted so the bolt can be removed. Once the bolt is removed continue to jack up until rear wheel is off the ground.**

3.- Once the bolt is removed this will separate that Shock from the existing cradle. This allows the new Shock Extender to drop in place. You may need to press down on the shock or rear tire to allow space to drop in the extender. Press the extender into place. Reinstall the Existing shock bolt in the left hole then once pressed in place install the new shock bolt in the right hole and lock nut on opposite side. Firmly tighten down. On the 2021 and below Rally models the spring must be set as the photo below shows. The two spring nuts need to be located about 3/8" from the end of the threads as shown. This prevents the lower shock mount from slightly rubbing the rear tire because the rear tire is 1" larger over all than the street model tires.



600-900 models



Rally 2021 and below Models

4.- Once the Shock Lift Kit is installed the lift will gain an approximate lift of 3". This **WILL** prevent the rear fender from being hit by the MAX Mount. You now can lower the Ryker.

Your new Lift Kit is now installed

We thank you for purchasing one of our Ryker Accessory Kits. Today we know the need for accessories that provide a higher level of comfort while riding and we have solved that demand with a stylish system that compliments the design of your Spyder!